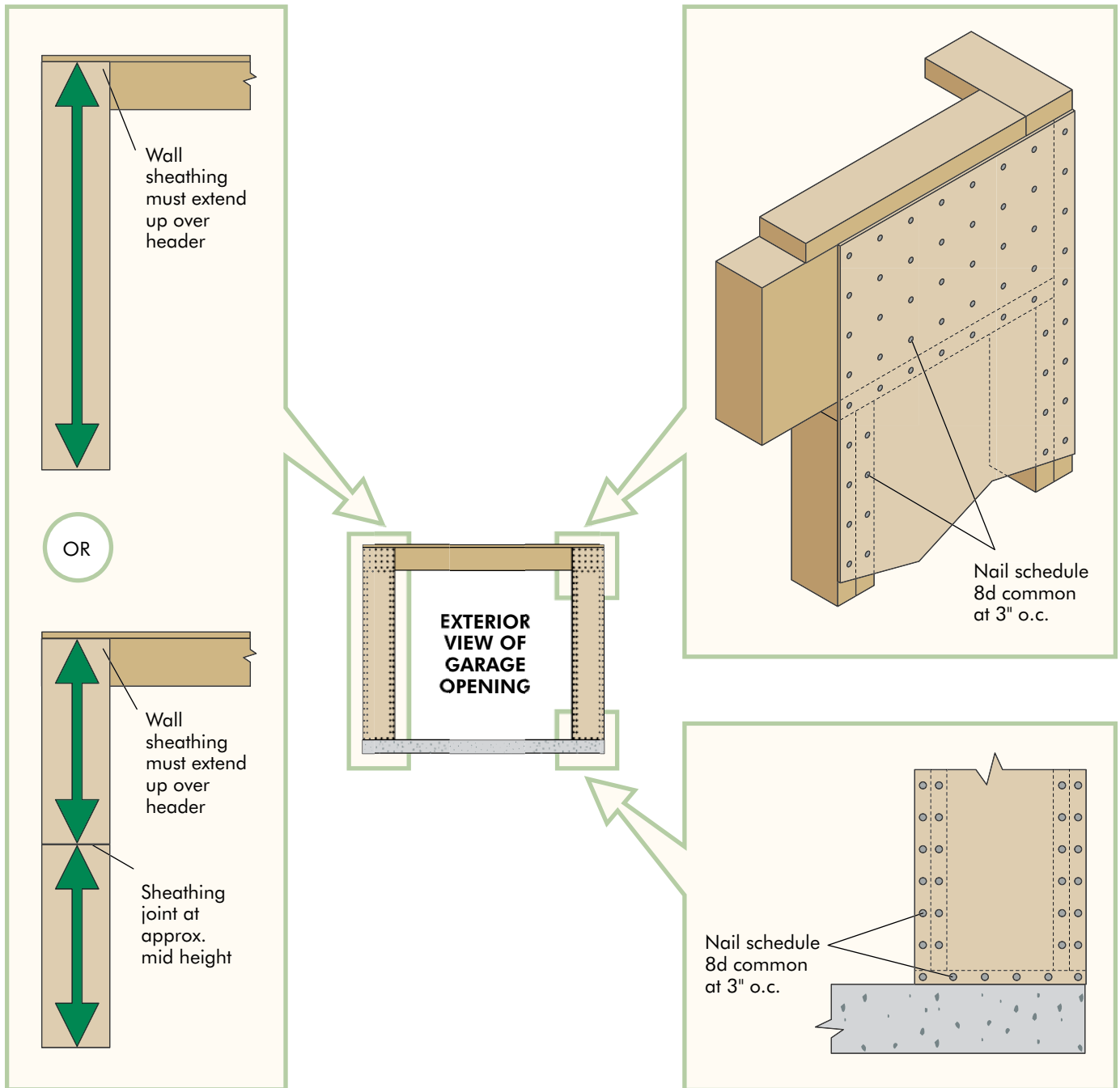


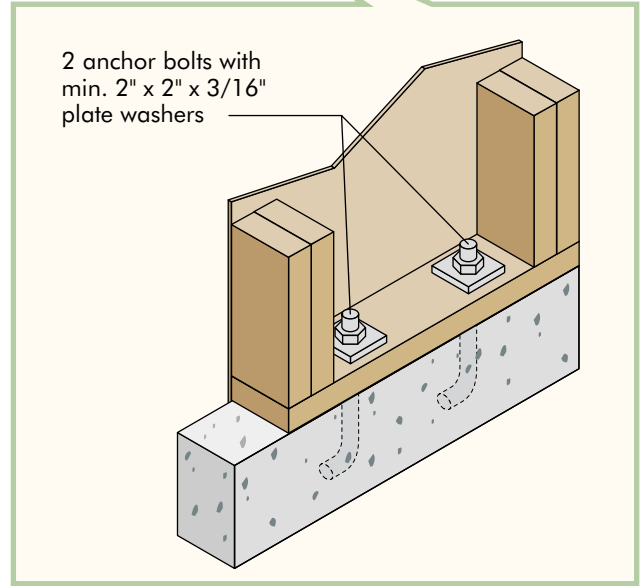
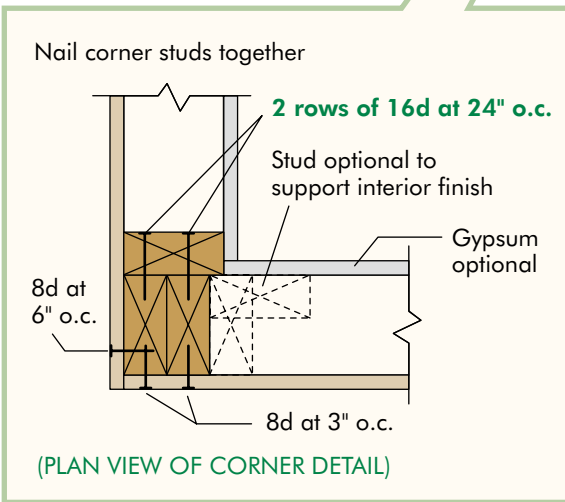
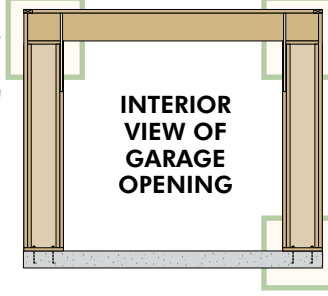
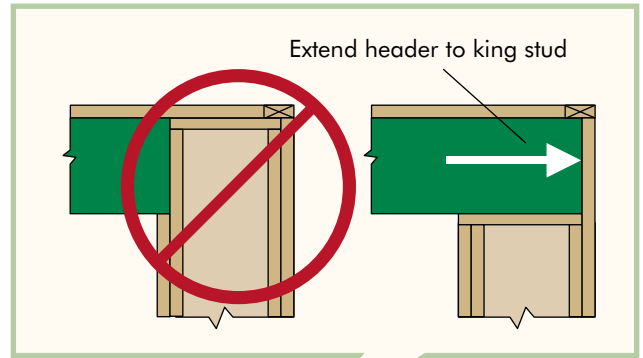
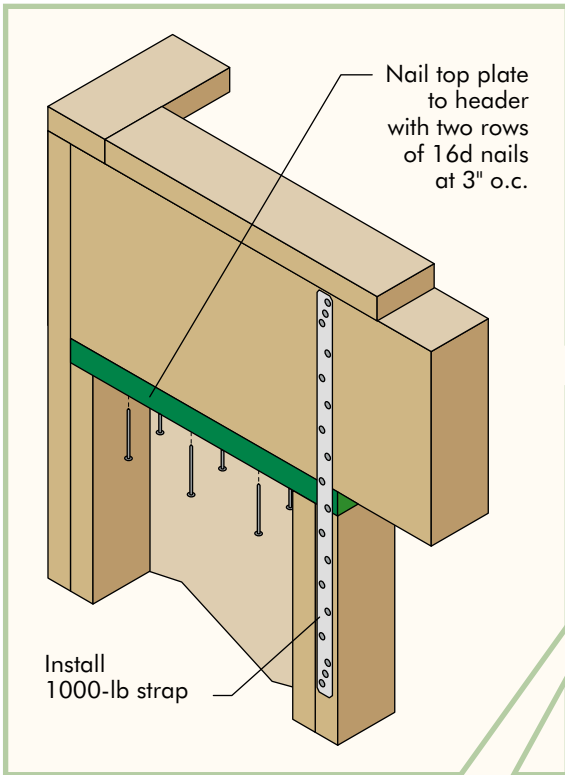


# APA NARROW WALL BRACING METHOD FRAMING TIPS

The APA Narrow Wall Bracing Method is a simple, site-built solution that allows builders to construct segments as narrow as 16 inches next to window and door openings. Be sure to check for these essential details when constructing the APA Narrow Wall Bracing Method around garage openings.

For complete information on the APA Narrow Wall Bracing method and its applications in locations other than the garage, please see APA publication *Narrow Walls That Work*, Form D420.





We have field representatives in many major U.S. cities and in Canada who can help answer questions involving APA trademarked products. For additional assistance in specifying engineered wood products, contact us:

**APA – THE ENGINEERED WOOD ASSOCIATION HEADQUARTERS**

7011 So. 19th St. • Tacoma, Washington 98466  
(253) 565-6600 • Fax: (253) 565-7265

[www.apawood.org](http://www.apawood.org)

**PRODUCT SUPPORT HELP DESK**

(253) 620-7400 • E-mail Address: help@apawood.org

Form No. F435  
Issued January 2006/0010

**DISCLAIMER**

The information contained herein is based on APA – The Engineered Wood Association's continuing programs of laboratory testing, product research, and comprehensive field experience. Neither APA, nor its members make any warranty, expressed or implied, or assume any legal liability or responsibility for the use, application of, and/or reference to opinions, findings, conclusions, or recommendations included in this publication. Consult your local jurisdiction or design professional to assure compliance with code, construction, and performance requirements. Because APA has no control over quality of workmanship or the conditions under which engineered wood products are used, it cannot accept responsibility for product performance or designs as actually constructed.

